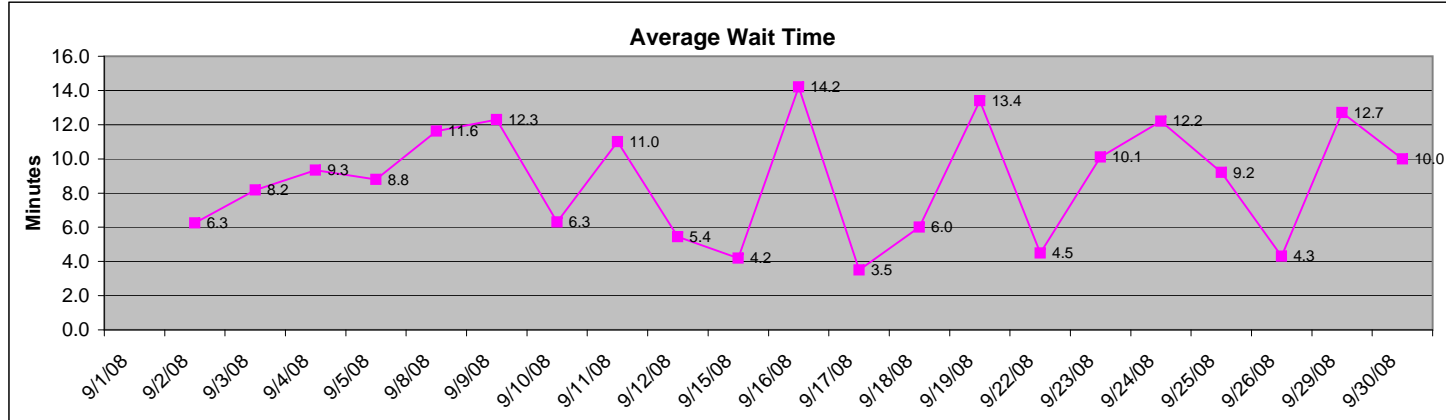
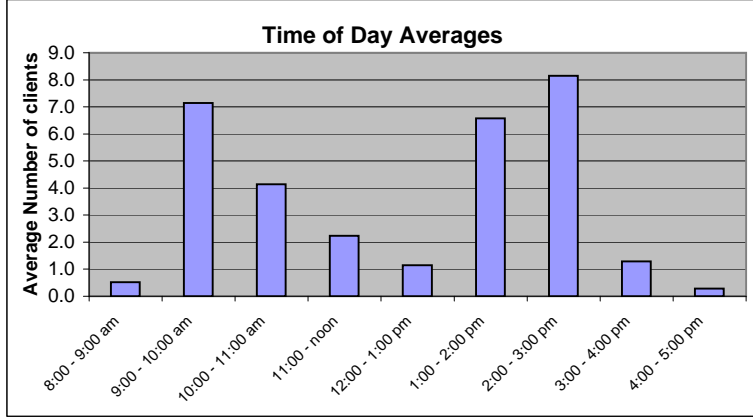
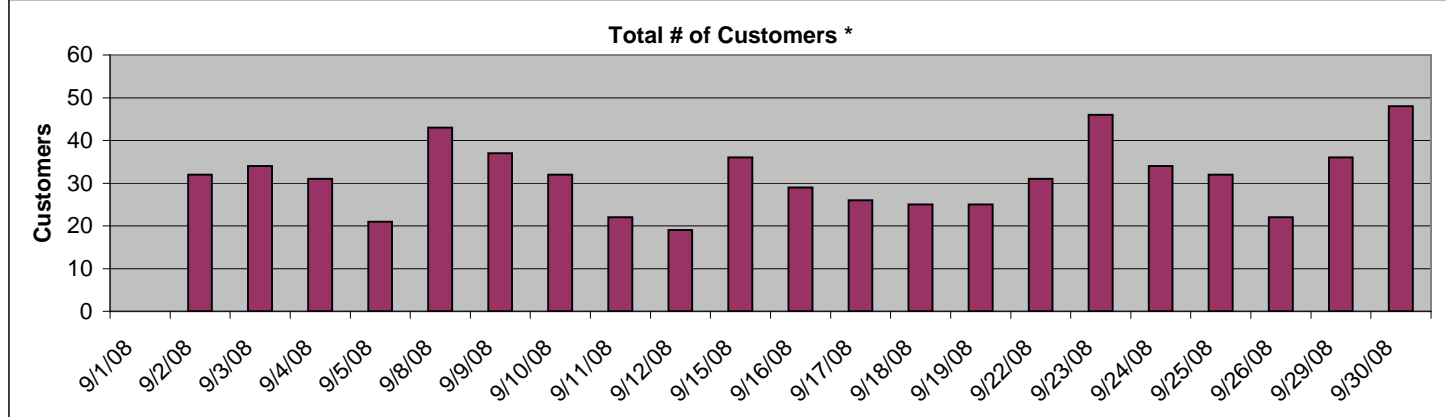


Sonoma County Job Link Welcome Stats - September 2008

Week	1					2					3					4					5																																																																																																																																																																																																																																																														
Date	9/1/08	9/2/08	9/3/08	9/4/08	9/5/08	9/8/08	9/9/08	9/10/08	9/11/08	9/12/08	9/15/08	9/16/08	9/17/08	9/18/08	9/19/08	9/22/08	9/23/08	9/24/08	9/25/08	9/26/08	9/29/08	9/30/08																																																																																																																																																																																																																																																													
# of Customers *	<table border="1"> <tr> <td>Total</td> <td colspan="22">661</td> </tr> <tr> <td>Labor Day</td> <td>32</td><td>34</td><td>31</td><td>21</td><td>43</td><td>37</td><td>32</td><td>22</td><td>19</td><td>36</td><td>29</td><td>26</td><td>25</td><td>25</td><td>31</td><td>46</td><td>34</td><td>32</td><td>22</td><td>36</td><td>48</td> </tr> </table>																						Total	661																						Labor Day	32	34	31	21	43	37	32	22	19	36	29	26	25	25	31	46	34	32	22	36	48																																																																																																																																																																																																																
Total	661																																																																																																																																																																																																																																																																																		
Labor Day	32	34	31	21	43	37	32	22	19	36	29	26	25	25	31	46	34	32	22	36	48																																																																																																																																																																																																																																																														
# of those "timed" **	<table border="1"> <tr> <td>#VALUE!</td> <td>24</td><td>30</td><td>27</td><td>19</td><td>42</td><td>37</td><td>29</td><td>18</td><td>16</td><td>33</td><td>24</td><td>25</td><td>19</td><td>23</td><td>28</td><td>38</td><td>29</td><td>23</td><td>16</td><td>31</td><td>32</td> </tr> </table>																						#VALUE!	24	30	27	19	42	37	29	18	16	33	24	25	19	23	28	38	29	23	16	31	32																																																																																																																																																																																																																																							
#VALUE!	24	30	27	19	42	37	29	18	16	33	24	25	19	23	28	38	29	23	16	31	32																																																																																																																																																																																																																																																														
% "timed"	<table border="1"> <tr> <td>#VALUE!</td> <td>75.0%</td><td>88.2%</td><td>87.1%</td><td>90.5%</td><td>97.7%</td><td>100.0%</td><td>90.6%</td><td>81.8%</td><td>84.2%</td><td>91.7%</td><td>82.8%</td><td>96.2%</td><td>76.0%</td><td>92.0%</td><td>90.3%</td><td>82.6%</td><td>85.3%</td><td>71.9%</td><td>72.7%</td><td>86.1%</td><td>66.7%</td> </tr> </table>																						#VALUE!	75.0%	88.2%	87.1%	90.5%	97.7%	100.0%	90.6%	81.8%	84.2%	91.7%	82.8%	96.2%	76.0%	92.0%	90.3%	82.6%	85.3%	71.9%	72.7%	86.1%	66.7%																																																																																																																																																																																																																																							
#VALUE!	75.0%	88.2%	87.1%	90.5%	97.7%	100.0%	90.6%	81.8%	84.2%	91.7%	82.8%	96.2%	76.0%	92.0%	90.3%	82.6%	85.3%	71.9%	72.7%	86.1%	66.7%																																																																																																																																																																																																																																																														
Average wait time (minutes)	<table border="1"> <tr> <td>Average</td> <td colspan="22">9.0</td> </tr> <tr> <td></td> <td>6.3</td><td>8.2</td><td>9.3</td><td>8.8</td><td>11.6</td><td>12.3</td><td>6.3</td><td>11.0</td><td>5.4</td><td>4.2</td><td>14.2</td><td>3.5</td><td>6.0</td><td>13.4</td><td>4.5</td><td>10.1</td><td>12.2</td><td>9.2</td><td>4.3</td><td>12.7</td><td>10.0</td> </tr> </table>																						Average	9.0																							6.3	8.2	9.3	8.8	11.6	12.3	6.3	11.0	5.4	4.2	14.2	3.5	6.0	13.4	4.5	10.1	12.2	9.2	4.3	12.7	10.0																																																																																																																																																																																																																
Average	9.0																																																																																																																																																																																																																																																																																		
	6.3	8.2	9.3	8.8	11.6	12.3	6.3	11.0	5.4	4.2	14.2	3.5	6.0	13.4	4.5	10.1	12.2	9.2	4.3	12.7	10.0																																																																																																																																																																																																																																																														
Numbers per hour	<table border="1"> <tr> <td>Averages</td> <td>9/1/08</td><td>9/2/08</td><td>9/3/08</td><td>9/4/08</td><td>9/5/08</td><td>9/8/08</td><td>9/9/08</td><td>9/10/08</td><td>9/11/08</td><td>9/12/08</td><td>9/15/08</td><td>9/16/08</td><td>9/17/08</td><td>9/18/08</td><td>9/19/08</td><td>9/22/08</td><td>9/23/08</td><td>9/24/08</td><td>9/25/08</td><td>9/26/08</td><td>9/29/08</td><td>9/30/08</td> </tr> <tr> <td>8:00 - 9:00 am</td> <td>0.5</td><td>0</td><td>0</td><td>1</td><td>0</td><td>0</td><td>1</td><td>1</td><td>0</td><td>0</td><td>1</td><td>1</td><td>1</td><td>0</td><td>0</td><td>0</td><td>0</td><td>2</td><td>0</td><td>0</td><td>3</td><td>0</td> </tr> <tr> <td>9:00 - 10:00 am</td> <td>7.1</td><td>5</td><td>12</td><td>6</td><td>5</td><td>10</td><td>7</td><td>13</td><td>5</td><td>3</td><td>7</td><td>4</td><td>8</td><td>8</td><td>6</td><td>8</td><td>9</td><td>8</td><td>7</td><td>3</td><td>7</td><td>9</td> </tr> <tr> <td>10:00 - 11:00 am</td> <td>4.1</td><td>6</td><td>5</td><td>6</td><td>2</td><td>5</td><td>5</td><td>2</td><td>5</td><td>3</td><td>3</td><td>4</td><td>1</td><td>0</td><td>4</td><td>2</td><td>7</td><td>2</td><td>6</td><td>0</td><td>5</td><td>14</td> </tr> <tr> <td>11:00 - noon</td> <td>2.2</td><td>1</td><td>1</td><td>1</td><td>1</td><td>5</td><td>3</td><td>5</td><td>0</td><td>1</td><td>6</td><td>2</td><td>0</td><td>3</td><td>0</td><td>4</td><td>2</td><td>0</td><td>4</td><td>3</td><td>1</td><td>4</td> </tr> <tr> <td>12:00 - 1:00 pm</td> <td>1.1</td><td>0</td><td>2</td><td>3</td><td>1</td><td>1</td><td>1</td><td>2</td><td>0</td><td>0</td><td>3</td><td>1</td><td>1</td><td>0</td><td>0</td><td>2</td><td>1</td><td>0</td><td>0</td><td>1</td><td>4</td><td>1</td> </tr> <tr> <td>1:00 - 2:00 pm</td> <td>6.6</td><td>1</td><td>11</td><td>11</td><td>5</td><td>4</td><td>9</td><td>6</td><td>6</td><td>9</td><td>0</td><td>10</td><td>7</td><td>6</td><td>5</td><td>0</td><td>2</td><td>18</td><td>9</td><td>6</td><td>12</td><td>1</td> </tr> <tr> <td>2:00 - 3:00 pm</td> <td>8.1</td><td>18</td><td>3</td><td>2</td><td>7</td><td>12</td><td>9</td><td>1</td><td>5</td><td>3</td><td>14</td><td>6</td><td>5</td><td>6</td><td>10</td><td>14</td><td>24</td><td>4</td><td>1</td><td>6</td><td>3</td><td>18</td> </tr> <tr> <td>3:00 - 4:00 pm</td> <td>1.3</td><td>1</td><td>0</td><td>1</td><td>0</td><td>4</td><td>2</td><td>2</td><td>1</td><td>0</td><td>1</td><td>1</td><td>3</td><td>1</td><td>0</td><td>0</td><td>1</td><td>0</td><td>5</td><td>2</td><td>1</td><td>1</td> </tr> <tr> <td>4:00 - 5:00 pm</td> <td>0.3</td><td>0</td><td>0</td><td>0</td><td>0</td><td>2</td><td>0</td><td>0</td><td>0</td><td>0</td><td>1</td><td>0</td><td>0</td><td>1</td><td>0</td><td>0</td><td>0</td><td>0</td><td>0</td><td>1</td><td>0</td><td>0</td> </tr> <tr> <td>Daily totals</td> <td>31.5</td><td>32</td><td>34</td><td>31</td><td>21</td><td>43</td><td>37</td><td>32</td><td>22</td><td>19</td><td>36</td><td>29</td><td>26</td><td>25</td><td>25</td><td>31</td><td>46</td><td>34</td><td>32</td><td>22</td><td>36</td><td>48</td> </tr> </table>																						Averages	9/1/08	9/2/08	9/3/08	9/4/08	9/5/08	9/8/08	9/9/08	9/10/08	9/11/08	9/12/08	9/15/08	9/16/08	9/17/08	9/18/08	9/19/08	9/22/08	9/23/08	9/24/08	9/25/08	9/26/08	9/29/08	9/30/08	8:00 - 9:00 am	0.5	0	0	1	0	0	1	1	0	0	1	1	1	0	0	0	0	2	0	0	3	0	9:00 - 10:00 am	7.1	5	12	6	5	10	7	13	5	3	7	4	8	8	6	8	9	8	7	3	7	9	10:00 - 11:00 am	4.1	6	5	6	2	5	5	2	5	3	3	4	1	0	4	2	7	2	6	0	5	14	11:00 - noon	2.2	1	1	1	1	5	3	5	0	1	6	2	0	3	0	4	2	0	4	3	1	4	12:00 - 1:00 pm	1.1	0	2	3	1	1	1	2	0	0	3	1	1	0	0	2	1	0	0	1	4	1	1:00 - 2:00 pm	6.6	1	11	11	5	4	9	6	6	9	0	10	7	6	5	0	2	18	9	6	12	1	2:00 - 3:00 pm	8.1	18	3	2	7	12	9	1	5	3	14	6	5	6	10	14	24	4	1	6	3	18	3:00 - 4:00 pm	1.3	1	0	1	0	4	2	2	1	0	1	1	3	1	0	0	1	0	5	2	1	1	4:00 - 5:00 pm	0.3	0	0	0	0	2	0	0	0	0	1	0	0	1	0	0	0	0	0	1	0	0	Daily totals	31.5	32	34	31	21	43	37	32	22	19	36	29	26	25	25	31	46	34	32	22	36	48
Averages	9/1/08	9/2/08	9/3/08	9/4/08	9/5/08	9/8/08	9/9/08	9/10/08	9/11/08	9/12/08	9/15/08	9/16/08	9/17/08	9/18/08	9/19/08	9/22/08	9/23/08	9/24/08	9/25/08	9/26/08	9/29/08	9/30/08																																																																																																																																																																																																																																																													
8:00 - 9:00 am	0.5	0	0	1	0	0	1	1	0	0	1	1	1	0	0	0	0	2	0	0	3	0																																																																																																																																																																																																																																																													
9:00 - 10:00 am	7.1	5	12	6	5	10	7	13	5	3	7	4	8	8	6	8	9	8	7	3	7	9																																																																																																																																																																																																																																																													
10:00 - 11:00 am	4.1	6	5	6	2	5	5	2	5	3	3	4	1	0	4	2	7	2	6	0	5	14																																																																																																																																																																																																																																																													
11:00 - noon	2.2	1	1	1	1	5	3	5	0	1	6	2	0	3	0	4	2	0	4	3	1	4																																																																																																																																																																																																																																																													
12:00 - 1:00 pm	1.1	0	2	3	1	1	1	2	0	0	3	1	1	0	0	2	1	0	0	1	4	1																																																																																																																																																																																																																																																													
1:00 - 2:00 pm	6.6	1	11	11	5	4	9	6	6	9	0	10	7	6	5	0	2	18	9	6	12	1																																																																																																																																																																																																																																																													
2:00 - 3:00 pm	8.1	18	3	2	7	12	9	1	5	3	14	6	5	6	10	14	24	4	1	6	3	18																																																																																																																																																																																																																																																													
3:00 - 4:00 pm	1.3	1	0	1	0	4	2	2	1	0	1	1	3	1	0	0	1	0	5	2	1	1																																																																																																																																																																																																																																																													
4:00 - 5:00 pm	0.3	0	0	0	0	2	0	0	0	0	1	0	0	1	0	0	0	0	0	1	0	0																																																																																																																																																																																																																																																													
Daily totals	31.5	32	34	31	21	43	37	32	22	19	36	29	26	25	25	31	46	34	32	22	36	48																																																																																																																																																																																																																																																													



* These numbers are for "Welcome" only. They don't include people that showed up for Employment Information Sessions, Spanish Orientations, Job Club, etc.

** The number "timed" are those clients for whom we have waiting times.