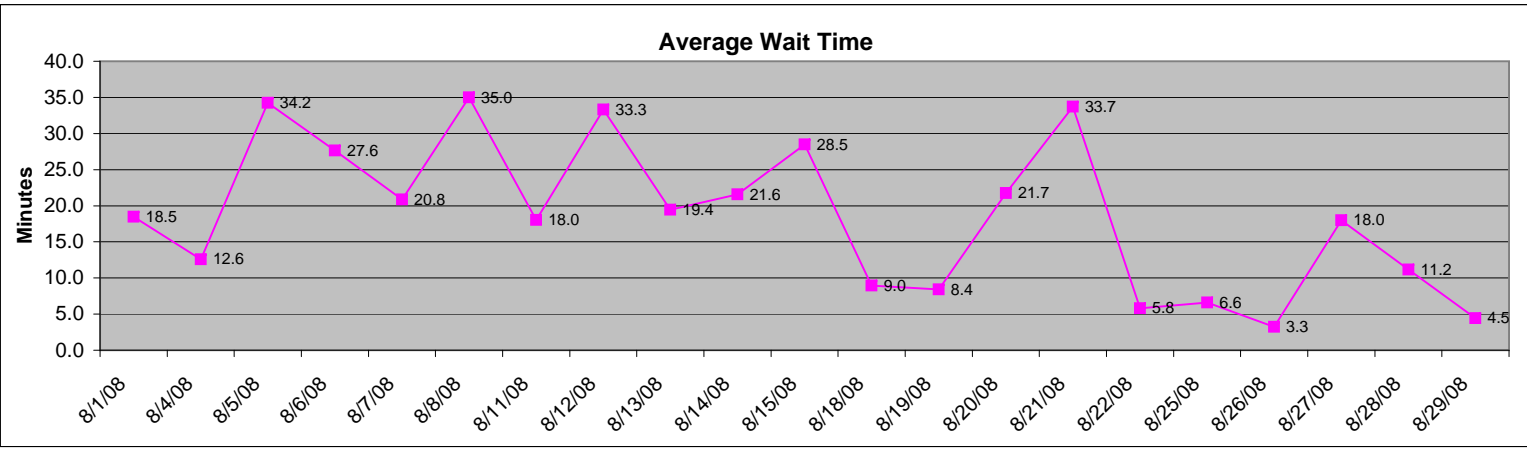
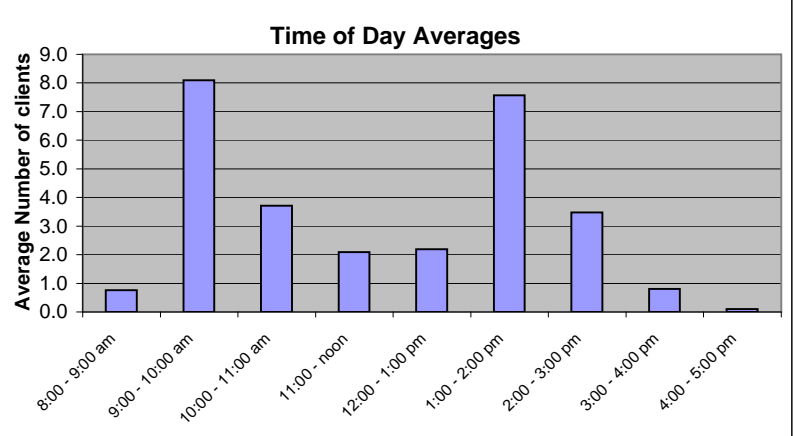
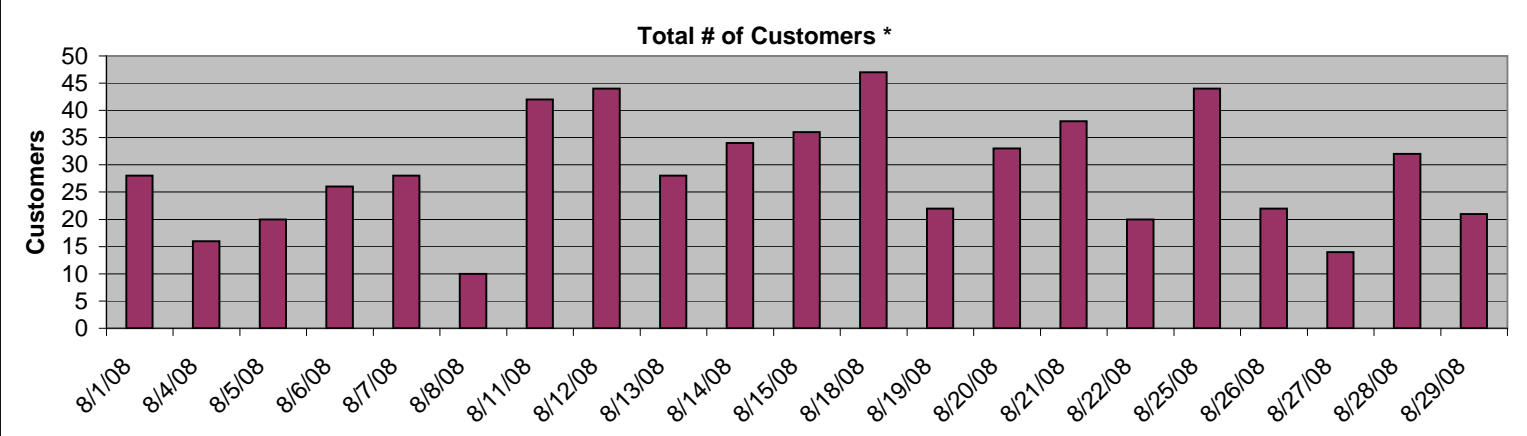


Sonoma County Job Link Welcome Stats - August 2008

Week	1						2						3						4						5																				
Date	8/1/08	8/4/08	8/5/08	8/6/08	8/7/08	8/8/08	8/11/08	8/12/08	8/13/08	8/14/08	8/15/08	8/18/08	8/19/08	8/20/08	8/21/08	8/22/08	8/25/08	8/26/08	8/27/08	8/28/08	8/29/08	8/1/08	8/4/08	8/5/08	8/6/08	8/7/08	8/8/08	8/11/08	8/12/08	8/13/08	8/14/08	8/15/08	8/18/08	8/19/08	8/20/08	8/21/08	8/22/08	8/25/08	8/26/08	8/27/08	8/28/08	8/29/08			
# of Customers *	Total 605																								28	16	20	26	28	10	42	44	28	34	36	47	22	33	38	20	44	22	14	32	21
# of those "timed" **																									23	15	18	24	26	10	38	40	25	30	33	41	15	29	32	19	38	16	10	28	20
% "timed"																									82.1%	93.8%	90.0%	92.3%	92.9%	100.0%	90.5%	90.9%	89.3%	88.2%	91.7%	87.2%	68.2%	87.9%	84.2%	95.0%	86.4%	72.7%	71.4%	87.5%	95.2%
Average wait time (minutes)	Average 19.0																								18.5	12.6	34.2	27.6	20.8	35.0	18.0	33.3	19.4	21.6	28.5	9.0	8.4	21.7	33.7	5.8	6.6	3.3	18.0	11.2	4.5
Numbers per hour	Averages																								8/1/08	8/4/08	8/5/08	8/6/08	8/7/08	8/8/08	8/11/08	8/12/08	8/13/08	8/14/08	8/15/08	8/18/08	8/19/08	8/20/08	8/21/08	8/22/08	8/25/08	8/26/08	8/27/08	8/28/08	8/29/08
8:00 - 9:00 am	0.8																								3	0	1	2	1	0	2	1	0	1	3	0	0	1	0	0	0	0	0	0	0
9:00 - 10:00 am	8.1																								4	4	4	9	8	4	7	14	9	6	7	9	8	11	13	9	14	7	7	10	6
10:00 - 11:00 am	3.7																								6	2	5	1	6	0	4	0	4	5	9	3	7	3	9	0	5	2	0	6	1
11:00 - noon	2.1																								2	4	0	1	1	0	4	2	2	2	2	6	2	1	3	0	7	3	0	1	1
12:00 - 1:00 pm	2.2																								5	0	1	3	5	0	1	1	1	5	2	4	1	2	10	0	2	1	2	0	0
1:00 - 2:00 pm	7.6																								4	2	8	10	7	5	16	20	9	14	13	4	1	11	2	7	9	2	3	8	4
2:00 - 3:00 pm	3.5																								4	4	0	0	0	1	6	3	0	1	0	17	1	4	0	4	7	5	2	5	9
3:00 - 4:00 pm	0.8																								0	0	1	0	0	0	1	3	3	0	2	1	2	1	0	0	0	2	0	1	0
4:00 - 5:00 pm	0.1																								0	0	0	0	0	0	1	0	0	0	0	0	0	0	0	0	0	0	1	0	0
Daily totals	28.8																								28	16	20	26	28	10	42	44	28	34	36	47	22	33	38	20	44	22	14	32	21



* These numbers are for "Welcome" only. They don't include people that showed up for Employment Information Sessions, Spanish Orientations, Job Club, etc.

** The number "timed" are those clients for whom we have waiting times.